

PREFABRIKÁT 2,0 ZKOSENÝ - VÝZTUŽ, 1:10

Technical drawing of a rectangular building footprint. The drawing includes dimensions for the overall size and internal layout. The overall width is 1990 and the overall depth is 1000. The drawing is divided into a grid of 10x10 units. The width is divided into 10 segments of 160 each, with a total of 1600. The depth is divided into 10 segments of 100 each, with a total of 1000. The drawing includes annotations for various features, including a central circular feature, a rectangular feature, and a small square feature. The drawing is labeled with numbers 1 through 18, indicating specific points or features. The drawing is a technical drawing of a building footprint, showing the overall dimensions and internal layout. The overall width is 1990 and the overall depth is 1000. The drawing is divided into a grid of 10x10 units. The width is divided into 10 segments of 160 each, with a total of 1600. The depth is divided into 10 segments of 100 each, with a total of 1000. The drawing includes annotations for various features, including a central circular feature, a rectangular feature, and a small square feature. The drawing is labeled with numbers 1 through 18, indicating specific points or features.

Technical drawing of a mechanical part, likely a bracket or support, showing dimensions and callouts. The part has a vertical section on the left and a horizontal section on the right. Dimensions are given in millimeters.

Dimensions:

- Overall dimensions:** 1300 (total height), 920 (total width).
- Vertical section dimensions (from top):** 30, 205, 181, 15, 39, 205, 212, 30, 200, 200, 200, 150, 94.
- Horizontal section dimensions (from left):** 83, 200, 200, 200, 200, 37.
- Other dimensions:** 42, 99, 39, 49, 43, 29, 62, 29, 70, 625.

Callouts:

- 1: Points to a small circular feature on the top horizontal surface.
- 2: Points to a vertical slot on the left side.
- 3: Points to a horizontal slot on the bottom horizontal surface.
- 4: Points to a horizontal slot on the right horizontal surface.
- 5: Points to a small circular feature on the top horizontal surface.
- 6: Points to a small circular feature on the bottom horizontal surface.

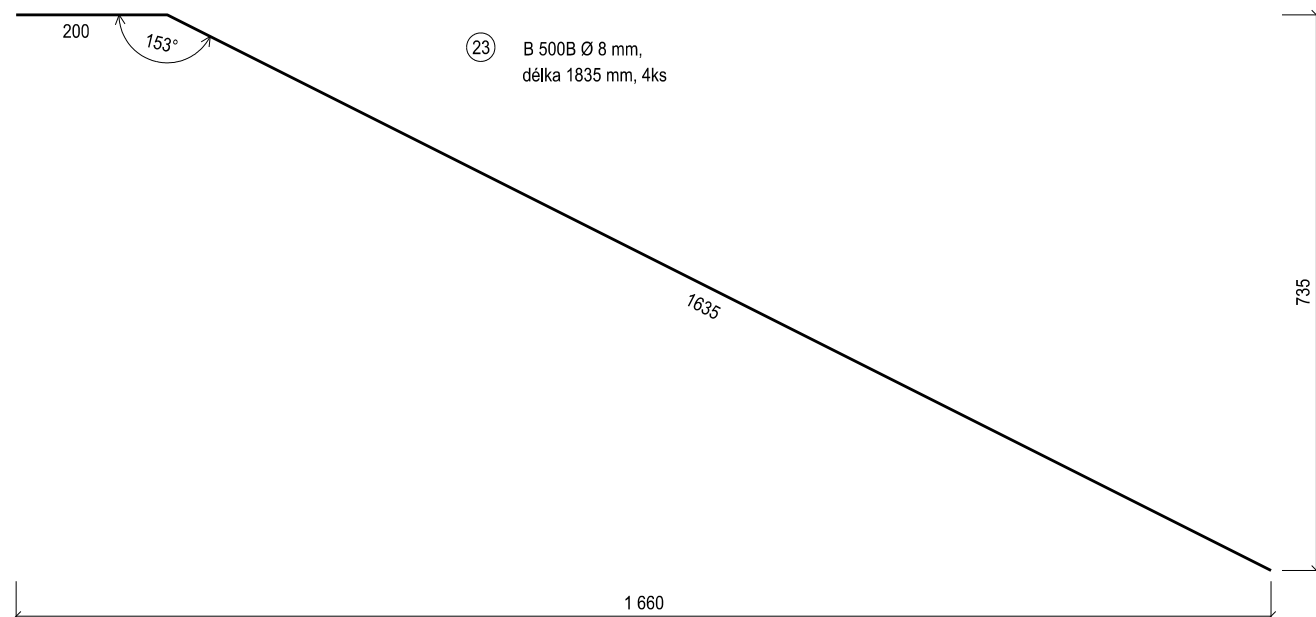
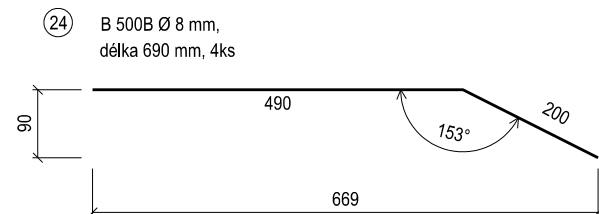
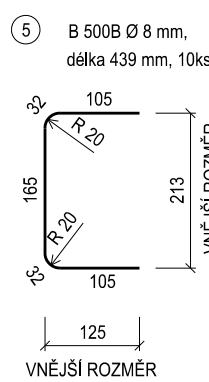
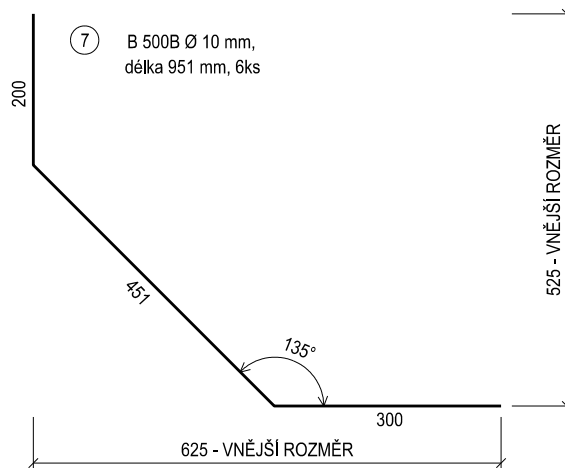
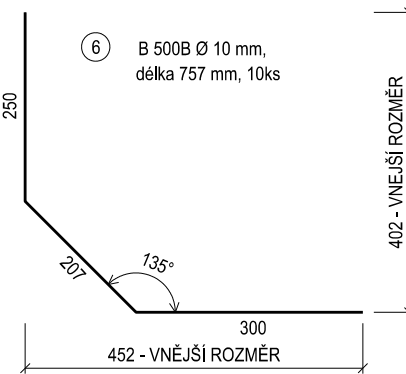
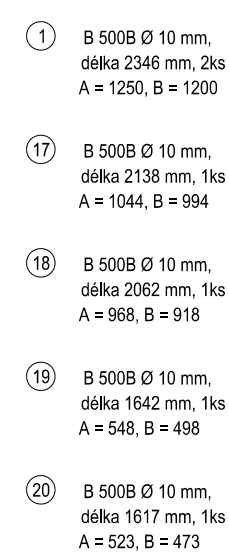
Technical drawing of a rectangular frame assembly, likely a window or door frame, showing dimensions and components.

Dimensions:

- Top width: 180
- Left height: 125 (top section), 125 (middle section), 30 (bottom section)
- Right height: 120
- Bottom width: 1000
- Internal horizontal segments: 133, 13, 200, 200, 200, 200, 37
- Internal vertical segments: 125, 125, 125

Callouts and Components:

- 1: Vertical frame profile on the left.
- 2: Vertical frame profile on the right.
- 3: Bottom frame profile.
- 4: Detail of a corner joint or fastener.
- 7: Diagonal brace or reinforcement.
- 24: Detail of a fastener or bolt.



VELIKOST KRYTÍ	POČET KUSŮ
25mm	4/m2

Položka	Ø prutu	Počet	Délka	B 500B		42 6410
č.	[mm]	ks	[m]	Ø 8	Ø 10	Ø G 3,15
1	10	2	2,346		4,692	
2	10	4	2,010		8,040	
3	8	7	1,940	13,580		
4	8	2	0,200	0,400		
5	8	10	0,439	4,390		
6	10	10	0,757		7,570	
7	10	6	0,951		5,706	
8	10	1	1,921		1,921	
9	10	1	1,840		1,840	
10	10	1	1,760		1,760	
11	10	1	1,680		1,680	
12	10	1	1,600		1,600	
13	10	1	1,520		1,520	
14	10	1	1,440		1,440	
15	10	1	1,360		1,360	
16	10	1	1,270		1,270	
17	10	1	2,138		2,138	
18	10	1	2,062		2,062	
19	10	1	1,642		1,642	
20	10	1	1,617		1,617	
21	8	1	1,708	1,708		
22	8	1	1,310	1,310		
23	8	4	1,835	7,340		
24	8	4	0,690	2,760		
Celkem	[m]			31,488	47,858	
Hmotnost	[kg/bm]			0,395	0,617	0,061
Hmotnost	[kg]			12,438	29,529	
Hmotnost celkem	[kg]				41,967	

OCEL: B500A, B500B

EVROPSKÁ UNIE
Evropské strukturální a investiční fondy
Operační program Doprava



Číslo změny:	Obsah změny:	Datum změny:
01	-	-
02	-	-
03	-	-

Objednatel:  Správa železniční dopravní cesty, státní organizace
Dlážděná 1003/7, 110 00 Praha 1

Správa železniční dopravní cesty

Stavební správa západ
Sokolovská 278/1955, 190 00 Praha 9

tel.: +420 267 094 111
e-mail: praha@sudop.cz

ING. OTA HELLER	PAVEL VRBA	PAVEL VRBA	ING. LUKÁŠ PÁNÍK
-----------------	------------	------------	------------------

DOKUMENT LZE UŽÍVAT POUZE VE SMYSLU PŘÍSLUŠNÉ SMLOUVY O DÍLO, ŽÁDNÁ JEHO ČÁST NEMŮŽE BÝT DLE ZÁKONA č.121/2000 Sb. KOPIROVÁNA NEBO JINÝM ZPŮSOBEM ROZŠÍŘOVÁNA. BEZ SOUHLASU SUDOP PRAHA a.s.

13.6.2